



America's Favorite Garage Doors®

Premium Series

4050
4051
4053

ADD ONE OF OUR MANY WINDOW OPTIONS FOR THAT CUSTOM TOUCH

Classic or decorative, Clopay has a window option to complement your home. You can choose from classic windows in single pane glass, acrylic or obscure glass for extra privacy. Or you can customize your garage door by adding windows from our Designer Collection or Decorative Insert Classic Collection.

Designer Collection

Designer Collection Windows are made of double strength glass or tough acrylic for durability. Brilliance® Series Windows create the illusion of real beveled glass utilizing new optical technology applied to double strength glass. Acrylic windows are available in the Studio Series with platinum-look coming and in the Leaded-Look Series with brass-look coming.

Studio Series Windows



Art Deco I



Art Deco II



Art Deco I & II can be mixed and matched to create a custom look. See your Clopay Dealer for details.



Living Tree



Mission

Leaded Series Windows



Brass Radiance



Brass Elegance



Brass Sun Burst (8', 9', 16', 17', 18' widths only)

Brilliance® Series Windows



Solitaire



Marquise



Trillian

4050/4051

4050*/4051/4053



Art Deco I



Art Deco II



Living Tree



Mission



Brass Majesty



Solitaire



Marquise



Trillian

Classic Collection

Decorative Insert options can add a whole new look to your garage door. Color-matched designs are available for single or double doors.



Cathedral 507



Charleston 508



Colonial 509



Prairie 510



Sunset 501 (8', 9', 12', 16', 17', 18' widths only)



Sunset 502 (7', 7'6", 12' widths only)



Sunset 503 (8', 9', 16', 17', 18' widths only)



Sunset 504 (14', 15', 15'6" widths only)



Sunset 505 (16', 17', 18' widths only)



Sunset 506 (10', 20' widths only)



Plain Window

4050/4051

4050*/4051/4053



Cathedral 607



Charleston 608



Colonial 609



Prairie 610



Sunset 601



Sunset 603 (not available in 12' & 14' widths)



Sunset 605



Plain Window

* Panel emboss may not align on long window with short panels. Some size limitations apply. See Dealer for details.

Visit our website at www.clopaydoor.com to Design Your Door online.


Ask your Clopay Pro-Series dealer about window warranties and see the window brochure and panel and window specification sheet for additional window details.

For more information on these and other Clopay products, call: 1-800-2CLOPAY (1-800-225-6729).

Visit our website at www.clopaydoor.com for your nearest Clopay dealer.

©Clopay Building Products Company, Inc. 2005, A Griffon Company. Printed in U.S.A.

DISTRIBUTED BY:



RSDR-4050-51-53-02_REV1005

Premium Series



America's Favorite Garage Doors®

3-Layer Construction: Steel + Insulation + Steel

1 3/8" Thick Insulated Steel Garage Doors

4050
4051
4053



Model 4050 Short Elegant Panel with Optional Colonial 509 Window Design

With a three layer construction and three beautiful panel designs in six color options, the Models 4050, 4051, and 4053 Series doors are the right choice for your home's design. The Premium Series' 3-layer construction provides exceptional strength, insulation, dent resistance and security, as well as uncommonly quiet operation and a beautiful appearance outside and inside. No other manufacturer offers more styles, colors and windows than Clopay.

Beautiful. Durable. Reliable.



Model 4053 Long Elegant Panel with Optional Sunset 601 Window Design

CLASSIC™ LINE



America's Favorite Garage Doors®

Premium Series

4050 4051 4053

UNSURPASSED BEAUTY INSIDE AND OUT

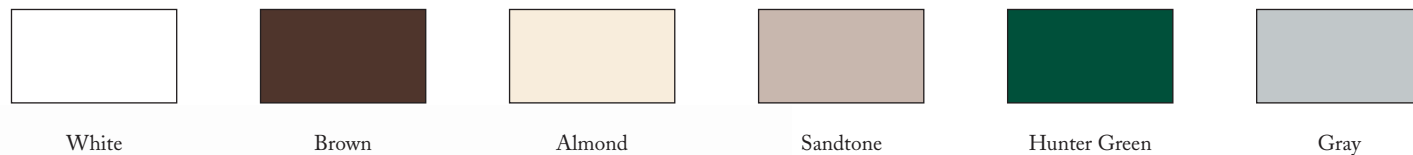
Your garage door can account for over 40% of your home's curb appeal. Shouldn't it be as beautiful as the rest of your home?



Model 4051 Flush Panel Woodgrain Design

- Available in three beautifully detailed panel styles; short Elegant (Model 4050), long Elegant (Model 4053) and Flush (Model 4051) designs with a natural woodgrain door texture to complement your home's design.
- Available in six finished painted exterior colors or you can paint your door to match your home's trim.
- The door's flush steel interior has an attractive stucco texture and is finished painted white for a clean appearance. Steel end stiles are finished painted white to complement the door's interior.
- Galvanized torsion springs have shiny, polished appearance.
- Many beautiful window options are available to complement your home and to provide an upscale appeal. (see back cover)

PANEL COLORS




PANEL STYLES



In the interest of better quality and value, we are continually improving and updating our products. Consequently, photos and illustrations may sometimes differ from present models.

DURABLE CONSTRUCTION; RELIABLE OPERATION

- 1 13/8" thick expanded polystyrene insulation bonded to exterior and interior steel skins helps make these doors extremely strong while providing an R-Value of 6.5 for energy-efficiency and comfort.
- 2 Patented Safe-T-Bracket® cannot, under normal circumstances, be removed while door is under tension.
- 3 Aluminum bottom weatherseal retainer system is the highest-quality rust-proof design to effectively seal out the elements.
- 4 Weather-tight tongue and groove joint helps seal out wind, rain and snow.
- 5 Galvanized steel hinges are durable, reliable and secure.
- 6 Top quality nylon rollers provide durability and quiet operation.



- 7 White finish painted galvanized end stiles for finished interior.
- 8 Step plates, inside and outside, make door easy and safe to close.
- 9 Four spring options available: Galvanized torsion, EZ-SET® torsion springs (galvanized), extension springs with containment cables, and EZ-SET® extension springs.
- 10 WINDCODE®: Doors available to meet all regional wind load requirements. Consult your local dealer for specific information.
- 11 Door sizes: Custom heights and widths available. Consult your local dealer for specific information.

Illustration is for component location purposes only. Actual product has pilot holes on end stiles.



Galvanized Torsion Spring

Corrosion-resistant, long-lasting galvanized torsion springs offer up to a 50% longer cycle life than industry standard springs.

Due to some height and weight restrictions, not all product offerings include galvanized torsion spring.



Step Plate/Lift Handle

Color matched exterior step plate/grip handles are durable, attractive and allow for safe opening and closing of your door.



Unsurpassed Rust Resistant Surface

Steel skins are protected through a tough, layered coating system, including a layer of hot-dipped galvanizing, a protective metal oxide pretreatment, and a baked-on primer and topcoat.