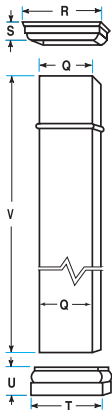




Square Columns

Dimensions & Load Data



Square Column		Square Cap	Square Base	Standard Lengths (in feet)		Load Lbs.	
							
		Column Extends Through Cap	Column Extends Through Base				
Nominal Width	Actual Width	Cap Width	Cap Height	Base Width	Base Height	Square Column	Square Column
	Q	R	S	T	U	V	
6"	5-1/2"	8"	1-15/16"	8-1/2"	3-1/4"	9'	5,000
8"	7-1/2"	10-1/8"	2-3/8"	10-3/8"	4-1/4"	8', 9', 10'	10,000
10"	9-1/2"	12-3/4"	3"	13"	5-1/4"	8', 9', 10'	10,000
12"	11-1/2"	15-7/8"	3-3/8"	15-1/4"	6"	8', 9', 10', 12'	10,000