

Aluminum

Awnings & Canopies



BA | Bel-Aire®
awnings & screens



We have awning styles for nearly every budget & application. Whether you're seeking ways to reduce home energy costs or you're interested in simply adding style to your home, Bel-Aire® has the solutions to best suit your needs!



≈ Series 1100
with Support Arms

Series 1500 »
with Sidewings



TRADITIONAL DOOR CANOPIES

Our aluminum door canopies are designed to protect your entry from both the sun and weather. Heavy duty support arms are standard on Series 1100, while the sidewings on Series 1500 fully enclose your canopy to provide even more coverage.

DESIGN

Both the Series 1100 and 1500 include a built-in front rain gutter. Series 1500 includes vented sidewings, which fully enclose the canopy while allowing upward winds to escape. Never rusts.

WIDTHS

Custom widths up to 180" in 1" increments

PROJECTIONS

Various projections from 24" to 60"

FRAME


Heavy extruded mill finish framework, with reinforced center mullion(s) on all sizes



« Series 3100
with Support
Arms



« Series 3500
with
Sidewings



« Series 5500
Roll-Up
Awning

ROLL-UP & TRADITIONAL WINDOW AWNINGS

Bel-Aire aluminum window awnings are available in several styles to fit almost any window, in both stationary and roll-up designs. All aluminum products feature a two-coat baked-on enamel finish for lasting performance.

DESIGN

Reduces summer cooling costs by up to 20% and helps to protect windows and furnishings from the elements. Completely aluminum — will never rust. Installation is permanent, with no put up or take down expenses.

Series 5500 can be easily set in any desired position and rolls up out of the way to let the sun enter in winter.

WIDTHS

Custom widths up to 180" in 1" increments; Series 5500 only up to 120" custom widths

WINDOW HEIGHTS

Fitting various window heights up to 76"



⤴ Series 4100
with Support Arms

Series 4500 »
with Sidewings



CASEMENT WINDOW AWNINGS

Our aluminum casement window awnings are specially designed to fit out-swinging window styles. Heavy duty support arms are standard on Series 4100, while the sidewings on Series 4500 provide even more sun protection for your home.

DESIGN

Designed for crank out windows only. Reduces summer cooling costs by up to 20% and helps to protect windows and furnishings from the elements. Completely aluminum — will never rust. No put up or take down expenses. Horizontal design blends with exterior of your home.

WIDTHS

Custom widths up to 180" in 1" increments


WINDOW HEIGHTS

Fitting various window heights up to 76"


FRAME COLORS

Heavy extruded mill finish framework

13 BAKED ON ENAMEL ALUMINUM COLORS:



White



Almond



Mocha Tan



Sandalwood



Brick Red



Burgundy



Brown



Evergreen



Fern Green



Slate Blue



Bedford Blue



Graystone



Black

All colors available
in solids or stripes.

BA | **Bel-Aire**[®]
awnings & screens

We have awning styles for nearly every application & budget!

Whether you're seeking ways to reduce home energy costs or you're simply interested in adding style to your home, Bel-Aire[®] has solutions to suit your needs!

A  **FUTUREGUARD** COMPANY